



ACTIVITY BOOK

**PLEDGE TO STOP
DISTRACTED DRIVING**
GRADES 5-6



NAME: _____

ABOUT TEXT PLEDGE




Text Pledge is a nonprofit in Greater Grand Rapids, MI, that seeks to change the world one pledge at a time. Our pledges focus on ending some of the worst social issues affecting our communities, from distracted driving to acts of violence. Each pledge challenges members to practice compassion, and speak up when they witness injustice. We encourage you to help others in times of crisis. Together, we can make the world a kinder place.

Our pledge program includes the following elements available on our website www.textpledge.us and the Text Pledge App available on iOS/Google Play.

NATIONAL SMART CARD

EMERGENCY HOTLINES
AND RESOURCES



FREE
DOWNLOAD

NATIONAL STATISTICS


UPDATED MONTHLY
TO REFLECT THE IMPACT OF
EACH PLEDGE TOPIC IN OUR
WORLD



VISIT OUR
WEBSITE

EDUCATION PROGRAMS

ACTIVITY BOOKS
FOR AGES KINDERGARTEN
THROUGH GRADE TWELVE.
AVAILABLE ON THE TEXT PLEDGE
WEBSITE AND THE MOBILE APP.



DOWNLOAD
OUR
MOBILE APP

WWW.TEXTPLEDGE.US





A Message From Our Founder

Greetings friends,

We are here to raise awareness of distracted driving. Distracted driving is not safe. Are you paying attention to traffic and the drivers behind the wheel? Passengers play an important role to help drivers stay focused and keep everyone in the car safe. In this lesson we will identify things that might distract drivers. Remember, if you see them using their phone, remind them to put it away. Let's all work together to keep driving as safe as possible.

Crisis lines are always available at [TextPledge.us](https://www.textpledge.us)

Happy Learning!



Ms. Naomi

Founder at the TextPledge Project





IDENTIFY ME!

All people in the United States are required to get a license to drive. In addition to showing status as a qualified driver, a license is also a proof of a person's identity. Do you know what information is included on a driver's license?

Create your own driver's license by adding the information below. Don't forget to draw your picture!

YOUR LICENSE



NAME _____

DOB _____

ADDRESS _____

HGT _____ HAIR _____

WGT _____ EYES _____

DOB: Date of Birth

HGT: Height

WGT: Weight

HAIR: Hair Color

EYES: Eye Color



CHECK YOURSELF

Read each question carefully and think about how to stay safe near traffic and in cars. Add a ✓ next to the list items that apply to you.

☐

Look both ways:

Do you look left, right, and left again before crossing the street, even at pedestrian crossing?

☐

Crosswalks and Sidewalks:

Do you use designated pedestrian crossings and sidewalks when available?

☐

Obey Traffic Signals:

Do you follow traffic signals and signs?

☐

Stay Visible:

If walking during low light conditions, do you wear bright-colored clothing and use reflectors or flashlights to stay visible to drivers?

☐

Seatbelts:

Do you wear your seatbelt in every car?

☐

Stay alert off the road:

Do you stay alert while in parking lots and driveways?

☐

See the signs:

Do you understand road signage.? This can help you predict how drivers will behave.



CAUSES OF DISTRACTION

Drivers can be easily distracted for multiple reasons. Draw a line from each image to the cause(s) of distraction. There could be more than one correct answer.



Driver is eating or drinking.



Driver is using a phone.



Driver is not looking at the road.



Driver is distracted by a passenger.





ROAD SAFETY EXPLORER

Word Search

Find the words below.



C	A	S	Y	I	S	A	F	E	P
A	R	T	R	T	E	A	S	F	E
U	Z	O	U	H	F	L	A	H	D
T	Y	P	S	T	L	M	D	S	E
I	X	L	K	S	A	E	E	N	S
O	C	Ñ	G	B	W	T	T	U	T
N	V	S	I	G	N	A	L	S	R
S	P	E	E	D	P	I	L	F	I
U	I	W	S	P	E	A	D	K	A
S	E	A	T	B	E	L	T	I	N

Crosswalk

Seatbelt

Stop

Pedestrian

Safe

Signals

Caution

Speed

TAKE ANOTHER LOOK

Alcohol or drugs can cause many side effects, including blurred vision. Below is an example of how substances can impact our vision.

How many motorcycles can you see in each photo? Circle each motorcycle you find.



Let's go on a roadtrip!

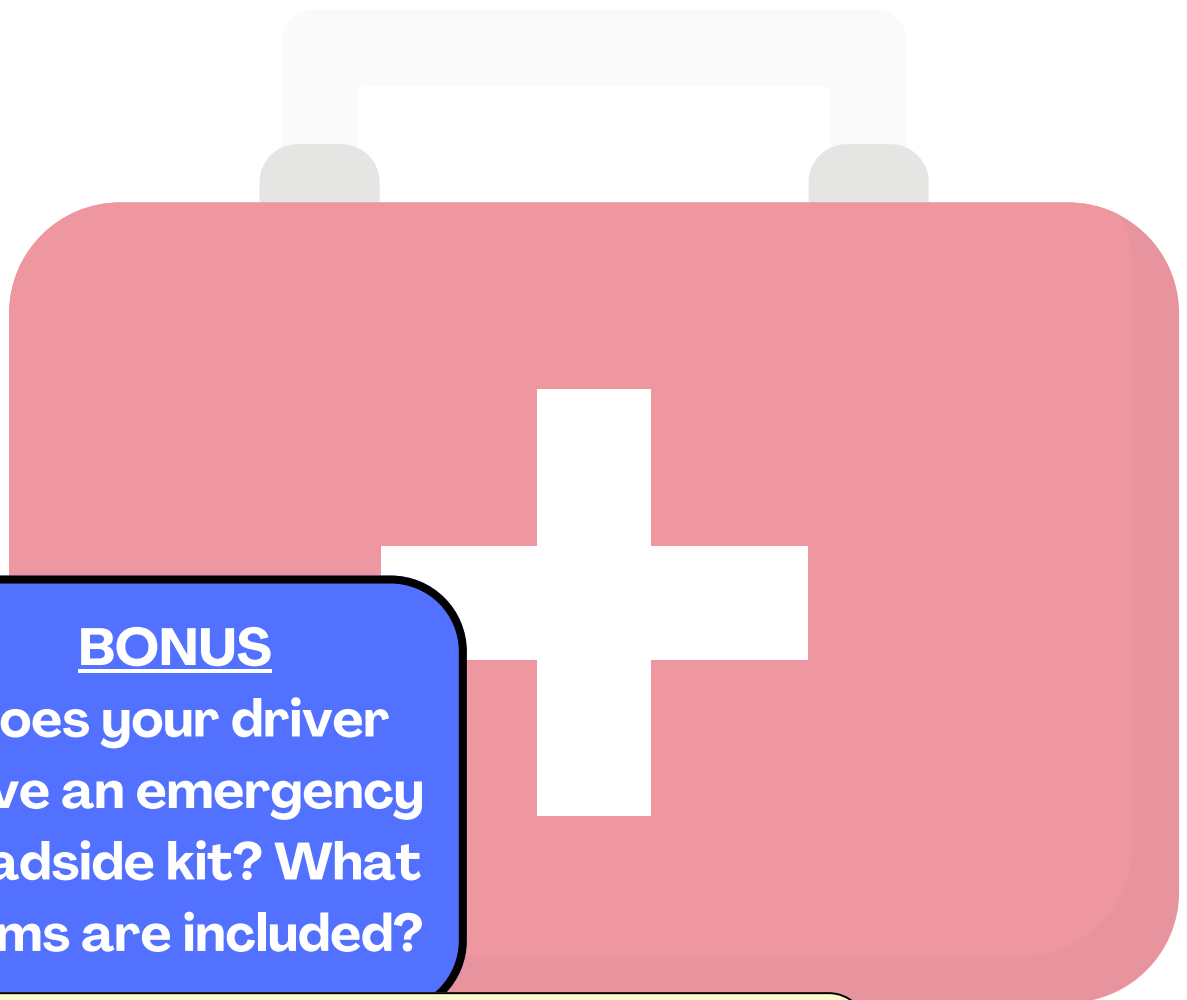
Color this photo to prepare for your trip.



EMERGENCY PREPAREDNESS

PREPARE FOR THE ROAD AHEAD

You're almost ready to leave for your roadtrip! On the next page you will find items to include in your emergency preparedness kit. Use scissors to cut out the items to build your emergency kit below. Remember, these items should be useful for a roadside emergency.



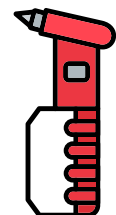



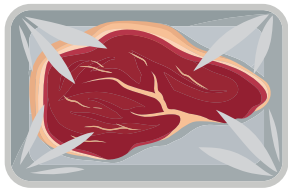
BONUS

Does your driver have an emergency roadside kit? What items are included?



Imminent Emergency, Health Crisis, Car Accident call or text 911







Scavenger Hunt

Find the school supplies in the vehicle and circle them. What else do you see?



THINK ABOUT IT


Do you think this clutter
could be distracting to the
driver?



Imminent Emergency, Health Crisis, Car Accident call or text 911

Roadblocks

Help the car navigate through the maze while avoiding the road blocks.
Challenge yourself and complete this activity while singing or listening to your favorite song.



You probably found it a bit challenging or the line might have crossed some obstacles. Remember, distracted or impaired drivers experience similar challenges while driving, risking their lives.



Imminent Emergency, Health Crisis, Car Accident call or text 911

WHAT SHOULD I DO?

What telephone number should you call if there is an emergency, health crisis or car accident?

Solve the math problems below to uncover the telephone number.
write the answers in the correct box.

A group of six friends decide to divide their pocket money equally among themselves. If they collected \$54 in total, how much money will each friend receive?

Answer

$$12 + (5 \times (3-2)) - 4^2 =$$

Answer

$$2^1 - 1^0 =$$

Answer



Imminent Emergency, Health Crisis, Car Accident call or text 911

BE A ROAD SAFETY SUPERHERO!

Take the Pledge

I, _____, pledge to take care of my safety and the safety of others on the road. I understand that drivers must always be focused. I promise to help create a safe environment by following these rules:

- I will always wear my seatbelt in the car, no matter how short the journey.
- I will not disturb the driver while they are driving, avoiding distractions such as loud games or shouting.
- I will remind adults not to use their mobile phones while driving and tell them it is dangerous.
- I will never play near the road and will always use sidewalks and pedestrian crossings.
- I will help other kids understand the importance of being safe on the road and encourage them to follow these rules too.

I commit to following these rules so that we can all travel safely and happily.

Signed,

Date: _____



Imminent Emergency, Health Crisis, Car Accident call or text 911

Congratulations!

You have completed the activity book. Taking this pledge is just one symbol of your commitment to make the world a kinder place.

What happens next?

Students can continue to make a difference through the following actions:

- Reflect and practice self-awareness.
- Speak up and confront social issues and injustices.
- Know where to find resources and support.



**Complete our survey for a chance to win
Text Pledge swag!**

Share your thoughts about our activities! We want to know how to make them better.

Looking for Answers?



**Scan this code to view the
answer key for this activity book**



TEXT PLEDGE

RISE UP

Commit to all ten pledges

1

STOP DISTRACTED
DRIVING

2

END
DISCRIMINATION

3

END ACTS
OF VIOLENCE

4

PREVENT BULLYING AND
CYBER BULLYING

5

RAISE MENTAL HEALTH
AWARENESS

6

STOP DOMESTIC
VIOLENCE AND ASSAULT

7

END DRIVING UNDER
THE INFLUENCE

8

STOP HUMAN
TRAFFICKING

9

PROTECT ANIMAL
RIGHTS

10

PROTECT THE
ENVIRONMENT

www.textpledge.us

Copyright © 2024 Text Pledge