



ACTIVITY BOOK

**PLEDGE TO STOP
DISTRACTED DRIVING
GRADES 2-4**



NAME: _____

www.textpledge.us

ABOUT TEXT PLEDGE




Text Pledge is a nonprofit in Greater Grand Rapids, MI, that seeks to change the world one pledge at a time. Our pledges focus on ending some of the worst social issues affecting our communities, from distracted driving to acts of violence. Each pledge challenges members to practice compassion, and speak up when they witness injustice. We encourage you to help others in times of crisis. Together, we can make the world a kinder place.

Our pledge program includes the following elements available on our website www.textpledge.us and the Text Pledge App available on iOS/Google Play.

NATIONAL SMART CARD

EMERGENCY HOTLINES
AND RESOURCES



FREE
DOWNLOAD

NATIONAL STATISTICS


UPDATED MONTHLY
TO REFLECT THE IMPACT OF
EACH PLEDGE TOPIC IN OUR
WORLD



VISIT OUR
WEBSITE

EDUCATION PROGRAMS

ACTIVITY BOOKS
FOR AGES KINDERGARTEN
THROUGH GRADE TWELVE.
AVAILABLE ON THE TEXT PLEDGE
WEBSITE AND THE MOBILE APP.



DOWNLOAD
OUR
MOBILE APP

WWW.TEXTPLEDGE.US





A Message From Our Founder

Greetings friends,

We are here to raise awareness for distracted driving. Distracted driving is not safe. Are you paying attention to traffic and the drivers behind the wheel? Passengers play an important role to help drivers stay focused and keep everyone in the car safe. In this lesson we will identify things that might distract drivers. Remember, if you see them using their phone, remind them to put it away. Let's all work together to keep driving as safe as possible.

Crisis lines are always available at [TextPledge.us](https://www.textpledge.us)

Happy Learning!



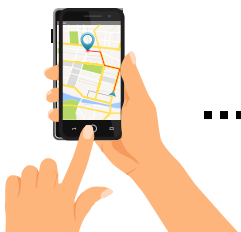
Ms. Naomi

Founder at the TextPledge Project



WHAT IS DISTRACTED DRIVING?

Distracted driving is any activity that diverts attention from driving, including **talking** or **texting on your phone**, **eating** and **drinking**, **talking to people in your vehicle**, **fiddling** with the stereo, entertainment or navigation system — **anything that takes your attention away from the task of safe driving**. Identify distracted driving by matching each image to it's description below.



Fiddling with the navigation system.

Applying makeup



Eating & drinking

Fiddling with the stereo.



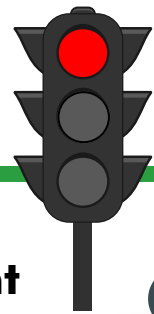
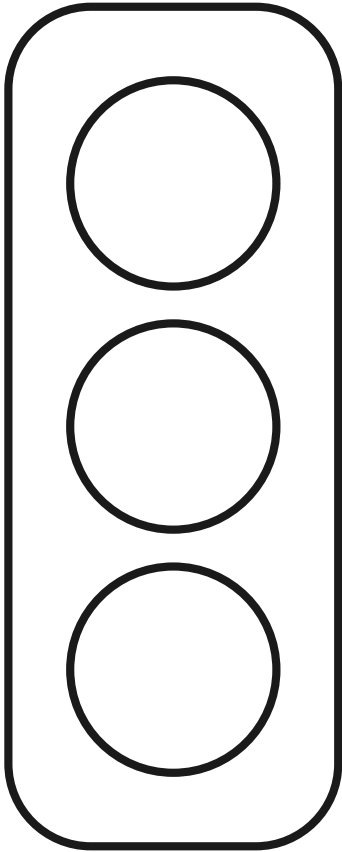
Texting

Talking to friends in the car



TRAFFIC LIGHT FUN

Color the traffic light based on the correct order of lights.
Draw a line to match the correct meaning of each traffic light color.



Traffic Light Challenge Time!


You're riding your bike and see a **red traffic light** ahead.

What does the red light mean? _____

What action should you take? _____

IS IT SAFE?

Are these situations safe? Look at each picture and put **X** on the dangerous acts. **Circle** the safe acts.



ON THE ROAD

Fill in the blanks with the correct words from the list to complete the sentences.

Word list

Buckle

crossing

Walk

helmet

stop



1. Always at a red traffic light or stop sign.

2. Look both ways before the road.

3. Wear your when riding a bike.

4. your seatbelt when inside a car.

5. on the sidewalk and crosswalks when available.

Stay Safe on the Road

WORD SEARCH



Find and circle the words in the word bank below.

M	J	C	R	O	S	S	W	A	L	K	H
V	E	H	I	C	L	E	L	A	N	E	E
W	P	E	D	E	S	T	R	I	A	N	L
P	J	E	M	E	R	G	E	N	C	Y	M
K	H	U	T	R	A	F	F	I	C	A	E
S	T	O	P	L	I	G	H	T	X	K	T
S	I	D	E	W	A	L	K	S	F	A	R
I	Y	N	S	E	A	T	B	E	L	T	G

- | | | |
|--|------------------------------------|-------------------------------------|
| <input checked="" type="checkbox"/> LANE | <input type="checkbox"/> SEATBELT | <input type="checkbox"/> STOPLIGHT |
| <input type="checkbox"/> VEHICLE | <input type="checkbox"/> SIDEWALK | <input type="checkbox"/> PEDESTRIAN |
| <input type="checkbox"/> TRAFFIC | <input type="checkbox"/> EMERGENCY | |
| <input type="checkbox"/> HELMET | <input type="checkbox"/> CROSSWALK | |

CALCULATING YOUR SPEED

It is important to pay attention to the speed limit where cars are driving. Complete these math problems to calculate the speed of each car.



The speed limit is 40 mph. Identify the cars that are driving too fast by circling the answers that are larger than 40.



$$\begin{array}{r} 15 \\ + 13 \\ \hline \end{array}$$

$$\begin{array}{r} 18 \\ + 31 \\ \hline \end{array}$$

$$\begin{array}{r} 4 \\ + 22 \\ \hline \end{array}$$

$$\begin{array}{r} 24 \\ + 5 \\ \hline \end{array}$$

$$\begin{array}{r} 46 \\ + 24 \\ \hline \end{array}$$

$$\begin{array}{r} 29 \\ + 51 \\ \hline \end{array}$$

$$\begin{array}{r} 55 \\ + 35 \\ \hline \end{array}$$


$$\begin{array}{r} 92 \\ + 4 \\ \hline \end{array}$$

$$\begin{array}{r} 222 \\ + 324 \\ \hline \end{array}$$

$$\begin{array}{r} 515 \\ + 45 \\ \hline \end{array}$$

$$\begin{array}{r} 407 \\ + 325 \\ \hline \end{array}$$

$$\begin{array}{r} 733 \\ + 80 \\ \hline \end{array}$$



$$\begin{array}{r} 18 \\ - 6 \\ \hline \end{array}$$

$$\begin{array}{r} 15 \\ - 12 \\ \hline \end{array}$$

$$\begin{array}{r} 23 \\ - 12 \\ \hline \end{array}$$

$$\begin{array}{r} 35 \\ - 24 \\ \hline \end{array}$$

$$\begin{array}{r} 78 \\ - 48 \\ \hline \end{array}$$

$$\begin{array}{r} 55 \\ - 28 \\ \hline \end{array}$$

$$\begin{array}{r} 73 \\ - 41 \\ \hline \end{array}$$

$$\begin{array}{r} 94 \\ - 67 \\ \hline \end{array}$$

$$\begin{array}{r} 43 \\ - 35 \\ \hline \end{array}$$

$$\begin{array}{r} 99 \\ - 64 \\ \hline \end{array}$$

$$\begin{array}{r} \hline \hline \end{array}$$

$$\begin{array}{r} \hline \hline \end{array}$$

$$\begin{array}{r} \hline \hline \end{array}$$

$$\begin{array}{r} \hline \hline \end{array}$$

$$\begin{array}{r} \hline \hline \end{array}$$



ADDING UP SAFETY

Solve the word problems below. Show your work.

1. In a parking lot, there are **67** blue cars and **12** red cars. How many cars are there in total?

Show your work.



67



12

2. Emily saw **34** stop signs and **20** yield signs during her countryside trip. How many road signs did Emily encounter in total?

Show your work.



.....



20

3. A school bus picks up **35** students at the first stop and **29** students at the second stop. How many students are on the bus in total?

Show your work.

First Stop = Second Stop =

Addition Challenge Time!


You're managing a 3-day road safety campaign. On the first day, you give away 105 pamphlets. Each day after that, you give away 10 more pamphlets than the previous day. How many pamphlets will you give away in total over the three days?

MATH DRIVE

MULTIPLICATION

Fill in the blanks by completing the multiplication.

How many groups?



How many in each group?

How many in total? X =

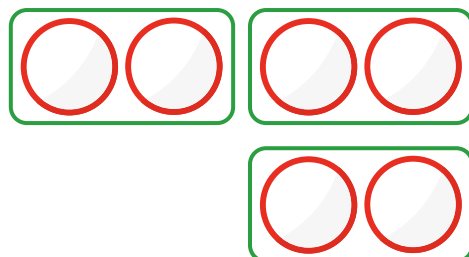
How many groups?



How many in each group?

How many in total? X =

How many groups?



How many in each group?

How many in total? X =

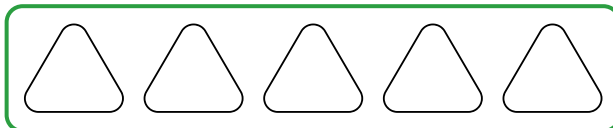
Multiplication Challenge Time!

Draw shapes in each group.
Complete the multiplication.

$$3 \times 5 = \dots\dots\dots$$

How many groups?


How many in each group?




POSTER TIME

Draw, color and complete the poster.


Helmets Save
Lives



Don't Text and
Drive



SAFETY
FIRST,
ALWAYS!



Buckle Up for
Safety

Your turn!

SIGN MATCH-UP

Match each road safety sign with its correct meaning.



● No turning around here.



● Road may be slippery.



● Trains may be crossing.



● Watch for people crossing.



● Stop and check for safety.



● Look out for bicycles.



● Slow down and be careful.

CHOOSE THE SAFE WAY

City Maze: See the next page for instructions.



City Maze Instructions:

CHOOSE THE SAFE WAY

Look at the **City Maze** and complete the tasks below.

1. Draw the **safest path** home from school.
2. Put an **X** on all the road hazards and distractions.
3. How many road hazards and distractions did you find?


4. Circle all the road signs you can see.



City Maze Challenge Time!

What can we do to improve the road safety of this city maze?

Example: Cut or fix wobbly trees, so they don't fall and block our paths.



WHAT SHOULD I DO?

What telephone number should you call if there is an emergency, health crisis or car accident?

Solve the math problems below to uncover the telephone number.
write the answers in the correct box.



$$3 \times 3 =$$

Hint: $3 + 3 + 3$

Answer

Answer

$$118 + 202 - 319 =$$

At the beginning of the school day, 17 school buses arrived in the parking lot. Another 5 school buses arrived in the afternoon.

At the end of the school day 21 busses left the parking lot to drive the students home.

How many buses are still in the parking lot?

Answer

Looking for Answers?



**Scan this code to view the
answer key for this activity book**



**A SMART PLEDGE PROGRAM
DESIGNED WITH STUDENTS IN
MIND**

www.textpledge.us

Copyright © 2024 Text Pledge